



UPTON COUNTY
TREASURER'S MONTHLY
REPORT
JANUARY, 2026

4/6/26 FILED AT 10²² AM
CRAWANDA McMURRAY
CLERK, COUNTY/DISTRICT COURT
UPTON COUNTY
CRAWANDA McMURRAY
CLERK/DEPUTY



Vivian Venegas
UPTON COUNTY TREASURER
Monthly Report
JANUARY 2026

The Treasurers' Monthly Report includes, but not limited to, money received and dispersed on all accounts held by the Treasurer.

The affidavit must state the amount of the cash and other assets that are in the custody of the county treasurer at the time of the examination. {LGC 114.026(d)} **Month Ending Balance \$ 92,291,152.73**

WHEREAS, Section 114.026 of the Local Government code of the State of Texas requires that the county Treasurer provide the commissioner's Court with detailed financial reports of the regular term of the Commissioners' Court; and

WHEREAS, the County Treasurer makes all her books and accounts available to the Commissioners' Court for inspection and examination as they desire; and

WHEREAS, the county Treasurer has presented to the commissioners' Court her report for the month ending **JANUARY, 2026**.


NOW, THEREFORE, IT IS HEREBY ORDERED by the Commissioners' Court of Upton County, Texas, that such Treasurer's Report for the month ending **JANUARY 2026**, be, and hereby is, approved and accepted as correct.

Therefore, Vivian Venegas, Treasurer of Upton County, Texas, who being fully sworn, upon oath says that the within and foregoing report is true and correct to the best of her knowledge.


Vivian Venegas, Treasurer, Upton County / Date

Commissioner's court having reviewed the Treasurer's Report as presented, having taken reasonable steps to ensure its accuracy and based upon presentations of the Treasurer's Office approve the report, subject to the independent auditor's review and request that it be filed with the official minutes of this meeting.
{LGC 114.026(c)}

In addition, the below-signatures affirm that the Treasurer's Report complies with statutes as referenced.
{LGC 114.026(d)}


Gary "Pete" Jackson, Comm. Pct. 1 / Date


Dusty Kilgore, County Judge / Date


Cody Owens, Comm. Pct. 2 / Date


Mike Smart, Comm. Pct. 3 / Date


Cody Zamora, Comm. Pct. 4 / Date



JANUARY, 2026 Investments

| FUND | Beginning Investments | Ending Investment | Ending Interest |
|-----------------------|------------------------------|--------------------------|------------------------|
| TXPOOL OPERATING FUND | 29,016,268.34 | 40,262,913.05 | 104,179.13 |
| TXPOOL BLDG.&FLEET | 12,389,485.90 | 12,428,522.90 | 39,037.00 |
| FSB ICS | 3,392,048.75 | 3,398,940.82 | 6,892.07 |
| UBS OP FUND | 21,634,161.68 | 21,589,424.85 | (44,736.83) |
| TXPOOL UPLAND | 150,222.72 | 150,696.02 | 473.30 |
| TXPOOL EBT | 4,198,667.47 | 4,111,704.48 | 13,037.01 |
| TXPOOL I&S | 2,086,469.44 | 5,473,954.84 | 10,392.68 |
| TOTAL | 72,867,324.30 | 87,416,156.96 | 129,274.36 |



Upton County, TX

Treasurers Report Summary

Date Range: 01/01/2026 - 01/31/2026

| Fund | Beginning Cash Balance | Revenues | Expenses | Net Change Assets | Net Change Liabilities | Calculated Ending Balance | Actual Ending Balance | Calculated - Actual Ending |
|---|------------------------|----------------------|---------------------|-------------------|------------------------|---------------------------|-----------------------|----------------------------|
| 01 - GENERAL FUND | 52,319,542.63 | 15,619,788.80 | 1,078,747.86 | 0.00 | -19.02 | 66,860,602.59 | 66,860,713.89 | -111.30 |
| 02 - UPTON COUNTY CONSTRUCTION FUND | 0.00 | 111,141.10 | 1,117,876.21 | 0.00 | 0.00 | -1,006,735.11 | 0.00 | -1,006,735.11 |
| 04 - STATE FUNDS | 29,500.17 | 16,025.81 | 17,322.07 | 0.00 | 0.00 | 28,203.91 | 28,203.91 | 0.00 |
| 05 - CRIMESTOPPERS FUND | 1,572.79 | 0.00 | 0.00 | 0.00 | 0.00 | 1,572.79 | 1,572.79 | 0.00 |
| 06 - LAW ENFORCEMENT EDUCATION | 11,669.57 | 0.00 | 0.00 | 0.00 | 0.00 | 11,669.57 | 11,669.57 | 0.00 |
| 07 - COUNTY SPECIALTY COURT | 0.00 | 0.00 | 0.00 | 0.00 | 0.00 | 0.00 | 0.00 | 0.00 |
| 08 - TRUANCY PREVENTION & DIVERSION FUND | 0.00 | 382.65 | 29.54 | 0.00 | 0.00 | 353.11 | 0.00 | 353.11 |
| 09 - HAVA GRANT | 0.00 | 0.00 | 0.00 | 0.00 | 0.00 | 0.00 | 0.00 | 0.00 |
| 10 - AMERICAN RESCUE PLAN 2021 | 0.00 | 0.00 | 0.00 | 0.00 | 0.00 | 0.00 | 0.00 | 0.00 |
| 12 - INTEREST/SINKING FUND | 2,572,217.20 | 3,782,035.14 | 0.00 | 0.00 | 0.00 | 6,354,252.34 | 6,354,252.34 | 0.00 |
| 14 - BUILDING FLEET FUND | 13,171,593.81 | 48,312.46 | 0.00 | 0.00 | 0.00 | 13,219,906.27 | 13,219,906.27 | 0.00 |
| 15 - EMPLOYEES' BENEFIT TRUST | 4,274,394.45 | 24,292.49 | 211,661.15 | 0.00 | -45,926.56 | 4,132,952.35 | 4,132,952.35 | 0.00 |
| 16 - ATTORNEY ADMIN FUND | 3,713.67 | 0.00 | 0.00 | 0.00 | 0.00 | 3,713.67 | 3,713.67 | 0.00 |
| 17 - UPTON/REAGAN JUVENILE PROBATION FUND | 407,277.49 | 9,018.76 | 12,602.42 | 0.00 | 37.22 | 403,656.61 | 331,108.86 | 72,547.75 |
| 18 - CLERK'S RECORD MANAGEMENT FUND | 243,195.46 | 10,240.00 | 2,571.00 | 0.00 | 0.00 | 250,864.46 | 250,864.46 | 0.00 |
| 19 - SHERIFF'S AUCTION FUND | 0.00 | 0.00 | 0.00 | 0.00 | 0.00 | 0.00 | 0.00 | 0.00 |
| 20 - SHERIFF'S CASH BOND TRUST | 79,801.00 | 0.00 | 0.00 | 0.00 | 0.00 | 79,801.00 | 79,801.00 | 0.00 |
| 22 - RECORDS MGT/PRESERVATION | 59,688.74 | 90.00 | 0.00 | 0.00 | 0.00 | 59,778.74 | 59,778.74 | 0.00 |
| 23 - 911 | 0.00 | 0.00 | 0.00 | 0.00 | 0.00 | 0.00 | 0.00 | 0.00 |
| 24 - SHERIFF'S SEIZURE FUND | 1,752.87 | 0.00 | 0.00 | 0.00 | 0.00 | 1,752.87 | 1,752.87 | 0.00 |
| 25 - SECURITY FEE | 28,095.69 | 480.34 | 0.00 | 0.00 | 0.00 | 28,576.03 | 28,576.03 | 0.00 |
| 26 - JUSTICES OF THE PEACE | 70,588.58 | 23,539.13 | 31,904.39 | 0.00 | 0.00 | 62,223.32 | 62,223.32 | 0.00 |
| 27 - JP TECHNOLOGY FUND | 43,453.67 | 317.57 | 0.00 | 0.00 | 0.00 | 43,771.24 | 43,771.24 | 0.00 |
| 28 - TERTIARY ACCOUNT | 2,385.01 | 100.00 | 73.00 | 0.00 | 0.00 | 2,412.01 | 2,412.01 | 0.00 |
| 29 - SHERIFF GRANT REVENUE | 62,008.14 | 0.00 | 0.00 | 0.00 | 0.00 | 62,008.14 | 62,008.14 | 0.00 |
| 30 - LANGUAGE ACCESS FUND | 0.00 | 45.00 | 0.00 | 0.00 | 0.00 | 45.00 | 0.00 | 45.00 |
| 31 - PRE TRIAL INTERVENTION | 10,045.94 | 82.00 | 0.00 | 0.00 | 0.00 | 10,127.94 | 10,127.94 | 0.00 |
| 32 - COUNTY CLERK ARCHIVE FUND | 434,072.00 | 10,262.00 | 0.00 | 0.00 | 0.00 | 444,334.00 | 444,334.00 | 0.00 |
| 33 - COURT FACILITY FEE FUND | 0.00 | 160.00 | 0.00 | 0.00 | 0.00 | 160.00 | 0.00 | 160.00 |
| 40 - UPLAND SCHOOL LAND | 0.00 | 473.30 | 0.00 | 0.00 | 0.00 | 473.30 | 0.00 | 473.30 |
| 42 - ATTORNEY GRANT | 59,636.41 | 297.53 | 4,765.98 | 0.00 | 0.00 | 55,167.96 | 55,167.96 | 0.00 |
| 43 - SHERIFF'S OFFICE GRANT | -4,132.46 | 250,373.83 | 0.00 | 0.00 | 0.00 | 246,241.37 | 246,241.37 | 0.00 |
| Report Total: | 73,882,072.83 | 19,907,457.91 | 2,477,553.62 | 0.00 | -45,908.36 | 91,357,885.48 | 92,291,152.73 | -933,267.25 |



Cash Analysis Report

Daily Detail

Date Range: 01/01/2026 - 01/31/2026

| Day | Bank Drafts | Checks | Deposits | EFTs | SVC Charges | Interest | Misc / None | Net Change | Balance |
|---|-------------|-------------|-------------|-------------|-------------|-------------|----------------------|---------------------------------------|----------------------|
| | | | | | | | | Beginning Balance: | -1,081.59 |
| | | | | | | | | Beginning Balance: | 52,320,624.22 |
| 01-1000 - CASH | | | | | | | | | |
| 01-1010 - Claim On Cash | | | | | | | | | |
| 01/02/2026 | 0.00 | 0.00 | 0.00 | 0.00 | 0.00 | 0.00 | 1,938,485.45 | 1,938,485.45 | 54,259,109.67 |
| 01/05/2026 | 0.00 | 0.00 | 0.00 | 0.00 | 0.00 | 0.00 | -445,035.53 | -445,035.53 | 53,814,074.14 |
| 01/06/2026 | 0.00 | 0.00 | 0.00 | 0.00 | 0.00 | 0.00 | 1,378,704.46 | 1,378,704.46 | 55,192,778.60 |
| 01/07/2026 | 0.00 | 0.00 | 0.00 | 0.00 | 0.00 | 0.00 | 68.80 | 68.80 | 55,192,847.40 |
| 01/08/2026 | 0.00 | 0.00 | 0.00 | 0.00 | 0.00 | 0.00 | -169,603.95 | -169,603.95 | 55,023,243.45 |
| 01/09/2026 | 0.00 | 0.00 | 0.00 | 0.00 | 0.00 | 0.00 | -50,967.99 | -50,967.99 | 54,972,275.46 |
| 01/14/2026 | 0.00 | 0.00 | 0.00 | 0.00 | 0.00 | 0.00 | 26,017.11 | 26,017.11 | 54,998,292.57 |
| 01/15/2026 | 0.00 | 0.00 | 0.00 | 0.00 | 0.00 | 0.00 | 41,524.35 | 41,524.35 | 55,039,816.92 |
| 01/16/2026 | 0.00 | 0.00 | 0.00 | 0.00 | 0.00 | 0.00 | 1,745,114.01 | 1,745,114.01 | 56,784,930.93 |
| 01/20/2026 | 0.00 | 0.00 | 0.00 | 0.00 | 0.00 | 0.00 | -46,584.53 | -46,584.53 | 56,738,346.40 |
| 01/22/2026 | 0.00 | 0.00 | 0.00 | 0.00 | 0.00 | 0.00 | -147,136.58 | -147,136.58 | 56,591,209.82 |
| 01/23/2026 | 0.00 | 0.00 | 0.00 | 0.00 | 0.00 | 0.00 | 5,481,286.01 | 5,481,286.01 | 62,072,495.83 |
| 01/27/2026 | 0.00 | 0.00 | 0.00 | 0.00 | 0.00 | 0.00 | 1,554,281.65 | 1,554,281.65 | 63,626,777.48 |
| 01/29/2026 | 0.00 | 0.00 | 0.00 | 0.00 | 0.00 | 0.00 | 1,600,848.80 | 1,600,848.80 | 65,227,626.28 |
| 01/30/2026 | 0.00 | 0.00 | 0.00 | 0.00 | 0.00 | 0.00 | 1,567,353.55 | 1,567,353.55 | 66,794,979.83 |
| 01/31/2026 | 0.00 | 0.00 | 0.00 | 0.00 | 0.00 | 0.00 | 66,815.65 | 66,815.65 | 66,861,795.48 |
| | 0.00 | 0.00 | 0.00 | 0.00 | 0.00 | 0.00 | 14,541,171.26 | 14,541,171.26 | 66,861,795.48 |
| | | | | | | | | 01-1010 Average Daily Balance: | 57,769,546.77 |
| | | | | | | | | Beginning Balance: | 0.00 |
| 01-1017 - Due From Fund 17 | | | | | | | | | 10,112.49 |
| 01-1020 - Due From JP FUND | | | | | | | | | 44,601.90 |
| 01-1021 - DUE FROM CLERK | | | | | | | | | 1,716,116.78 |
| 01-1022 - Due From TAC | | | | | | | | | 5,339.40 |
| 01-1023 - Due From STATE FEE FUND | | | | | | | | | 0.00 |
| 01-1025 - Due From SHERIFF | | | | | | | | | 2,881.31 |
| 01-1026 - Due From JP TERTIARY FUND | | | | | | | | | 1,356,152.79 |
| 01-1030 - DUE FROM STATE | | | | | | | | | 0.00 |
| 01-2000 - ACCOUNTS PAYABLE | | | | | | | | | 4,606.28 |
| 01-2020 - Accounts Payable Pending - Pool | | | | | | | | | 4,606.28 |
| 01/05/2026 | 0.00 | 0.00 | 0.00 | 0.00 | 0.00 | 0.00 | 0.00 | 0.00 | 4,606.28 |
| 01/06/2026 | 0.00 | 0.00 | 0.00 | 0.00 | 0.00 | 0.00 | 0.00 | 0.00 | 4,606.28 |
| 01/08/2026 | 0.00 | 0.00 | 0.00 | 0.00 | 0.00 | 0.00 | -99,435.51 | -99,435.51 | -94,829.23 |
| 01/09/2026 | 0.00 | 0.00 | 0.00 | 0.00 | 0.00 | 0.00 | 51,042.99 | 51,042.99 | -43,786.24 |
| 01/15/2026 | 0.00 | 0.00 | 0.00 | 0.00 | 0.00 | 0.00 | 0.00 | 0.00 | -43,786.24 |
| 01/20/2026 | 0.00 | 0.00 | 0.00 | 0.00 | 0.00 | 0.00 | 0.00 | 0.00 | -43,786.24 |
| 01/22/2026 | 0.00 | 0.00 | 0.00 | 0.00 | 0.00 | 0.00 | -93,274.96 | -93,274.96 | -137,061.20 |
| 01/23/2026 | 0.00 | 0.00 | 0.00 | 0.00 | 0.00 | 0.00 | 141,667.48 | 141,667.48 | 4,606.28 |
| | 0.00 | 0.00 | 0.00 | 0.00 | 0.00 | 0.00 | 0.00 | 0.00 | 4,606.28 |
| | | | | | | | | 01-2020 Average Daily Balance: | -23,464.87 |
| | | | | | | | | Beginning Balance: | 0.00 |
| 01-2100 - FICA TAXES PAYABLE | | | | | | | | | 10.96 |
| 01/08/2026 | 0.00 | 0.00 | 0.00 | 0.00 | 0.00 | 0.00 | 10.96 | 10.96 | 10.96 |
| 01/22/2026 | 0.00 | 0.00 | 0.00 | 0.00 | 0.00 | 0.00 | -8.26 | -8.26 | 2.70 |
| | 0.00 | 0.00 | 0.00 | 0.00 | 0.00 | 0.00 | 2.70 | 2.70 | 2.70 |
| | | | | | | | | 01-2100 Average Daily Balance: | 5.82 |
| | | | | | | | | Beginning Balance: | 0.00 |
| 01-2105 - WITHHOLDING PAYABLE | | | | | | | | | 136.96 |
| 01/08/2026 | 0.00 | 0.00 | 0.00 | 0.00 | 0.00 | 0.00 | 136.96 | 136.96 | 136.96 |
| 01/22/2026 | 0.00 | 0.00 | 0.00 | 0.00 | 0.00 | 0.00 | -136.96 | -136.96 | 0.00 |
| | 0.00 | 0.00 | 0.00 | 0.00 | 0.00 | 0.00 | 0.00 | 0.00 | 0.00 |
| | | | | | | | | 01-2105 Average Daily Balance: | 61.85 |
| | | | | | | | | Beginning Balance: | 0.00 |
| 01-2110 - RETIREMENT PAYABLE | | | | | | | | | 0.00 |

Cash Analysis Report

Date Range: 01/01/2026 - 01/31/2026

| Day | Bank Drafts | Checks | Deposits | EFTs | SVC Charges | Interest | Misc / None | Net Change | Balance | |
|---------------------------------|---------------------------------------|-------------|-------------|-------------|-------------|-------------|---------------|---------------|---------------------------|----------|
| 01/08/2026 | 0.00 | 0.00 | 0.00 | 0.00 | 0.00 | 0.00 | 12.88 | 12.88 | 12.88 | |
| 01/22/2026 | 0.00 | 0.00 | 0.00 | 0.00 | 0.00 | 0.00 | 3.89 | 3.89 | 16.77 | |
| | 0.00 | 0.00 | 0.00 | 0.00 | 0.00 | 0.00 | 16.77 | 16.77 | 16.77 | |
| | 01-2110 Average Daily Balance: | | | | | | | | 11.23 | |
| | | | | | | | | | Beginning Balance: | 0.00 |
| 01-2120 - DEPENDENT HEALTH | | | | | | | | | | |
| 01/08/2026 | 0.00 | 0.00 | 0.00 | 0.00 | 0.00 | 0.00 | 0.00 | 0.00 | 0.00 | |
| 01/22/2026 | 0.00 | 0.00 | 0.00 | 0.00 | 0.00 | 0.00 | 0.00 | 0.00 | 0.00 | |
| | 0.00 | 0.00 | 0.00 | 0.00 | 0.00 | 0.00 | 0.00 | 0.00 | 0.00 | |
| | 01-2120 Average Daily Balance: | | | | | | | | 0.00 | |
| | | | | | | | | | Beginning Balance: | 0.00 |
| 01-2125 - DEFERRED COMPENSATION | | | | | | | | | | |
| 01/08/2026 | 0.00 | 0.00 | 0.00 | 0.00 | 0.00 | 0.00 | 0.00 | 0.00 | 0.00 | |
| 01/22/2026 | 0.00 | 0.00 | 0.00 | 0.00 | 0.00 | 0.00 | 0.00 | 0.00 | 0.00 | |
| | 0.00 | 0.00 | 0.00 | 0.00 | 0.00 | 0.00 | 0.00 | 0.00 | 0.00 | |
| | 01-2125 Average Daily Balance: | | | | | | | | 0.00 | |
| | | | | | | | | | Beginning Balance: | 0.00 |
| 01-2130 - CREDIT UNION | | | | | | | | | | |
| 01-2135 - LEGALSHIELD | | | | | | | | | | |
| 01/08/2026 | 0.00 | 0.00 | 0.00 | 0.00 | 0.00 | 0.00 | 0.00 | 0.00 | 0.00 | |
| 01/22/2026 | 0.00 | 0.00 | 0.00 | 0.00 | 0.00 | 0.00 | 0.00 | 0.00 | 0.00 | |
| | 0.00 | 0.00 | 0.00 | 0.00 | 0.00 | 0.00 | 0.00 | 0.00 | 0.00 | |
| | 01-2135 Average Daily Balance: | | | | | | | | 0.00 | |
| | | | | | | | | | Beginning Balance: | 0.00 |
| 01-2140 - CHILD SUPPORT | | | | | | | | | | |
| 01/08/2026 | 0.00 | 0.00 | 0.00 | 0.00 | 0.00 | 0.00 | 0.00 | 0.00 | 0.00 | |
| 01/22/2026 | 0.00 | 0.00 | 0.00 | 0.00 | 0.00 | 0.00 | 0.00 | 0.00 | 0.00 | |
| | 0.00 | 0.00 | 0.00 | 0.00 | 0.00 | 0.00 | 0.00 | 0.00 | 0.00 | |
| | 01-2140 Average Daily Balance: | | | | | | | | 0.00 | |
| | | | | | | | | | Beginning Balance: | 0.00 |
| 01-2145 - Vision Insurance | | | | | | | | | | |
| 01/08/2026 | 0.00 | 0.00 | 0.00 | 0.00 | 0.00 | 0.00 | 0.00 | 0.00 | 0.00 | |
| 01/22/2026 | 0.00 | 0.00 | 0.00 | 0.00 | 0.00 | 0.00 | 0.00 | 0.00 | 0.00 | |
| | 0.00 | 0.00 | 0.00 | 0.00 | 0.00 | 0.00 | 0.00 | 0.00 | 0.00 | |
| | 01-2145 Average Daily Balance: | | | | | | | | 0.00 | |
| | | | | | | | | | Beginning Balance: | 0.00 |
| 01-2150 - Cigna Life Insurance | | | | | | | | | | |
| 01-2155 - Washington National | | | | | | | | | | |
| 01/08/2026 | 0.00 | 0.00 | 0.00 | 0.00 | 0.00 | 0.00 | 0.00 | 0.00 | 0.00 | |
| 01/22/2026 | 0.00 | 0.00 | 0.00 | 0.00 | 0.00 | 0.00 | 0.00 | 0.00 | 0.00 | |
| | 0.00 | 0.00 | 0.00 | 0.00 | 0.00 | 0.00 | 0.00 | 0.00 | 0.00 | |
| | 01-2155 Average Daily Balance: | | | | | | | | 0.00 | |
| | | | | | | | | | Beginning Balance: | 0.00 |
| 01-2160 - AFLAC | | | | | | | | | | |
| 01/08/2026 | 0.00 | 0.00 | 0.00 | 0.00 | 0.00 | 0.00 | 0.00 | 0.00 | 0.00 | |
| 01/22/2026 | 0.00 | 0.00 | 0.00 | 0.00 | 0.00 | 0.00 | 0.00 | 0.00 | 0.00 | |
| | 0.00 | 0.00 | 0.00 | 0.00 | 0.00 | 0.00 | 0.00 | 0.00 | 0.00 | |
| | 01-2160 Average Daily Balance: | | | | | | | | 0.00 | |
| | | | | | | | | | Beginning Balance: | 2,901.60 |
| 01-9999 - PY Correction Payable | | | | | | | | | | |
| 01/08/2026 | 0.00 | 0.00 | 0.00 | 0.00 | 0.00 | 0.00 | -20.25 | -20.25 | 2,881.35 | |
| 01/22/2026 | 0.00 | 0.00 | 0.00 | 0.00 | 0.00 | 0.00 | -18.24 | -18.24 | 2,863.11 | |
| | 0.00 | 0.00 | 0.00 | 0.00 | 0.00 | 0.00 | -38.49 | -38.49 | 2,863.11 | |
| | 01-9999 Average Daily Balance: | | | | | | | | 2,880.04 | |
| | | | | | | | | | Beginning Balance: | 0.00 |
| 02-1000 - CASH | | | | | | | | | | |
| 04-1000 - CASH | | | | | | | | | | |
| 04-1010 - Claim On Cash | | | | | | | | | | |
| 01/05/2026 | 0.00 | 0.00 | 0.00 | 0.00 | 0.00 | 0.00 | 15.00 | 15.00 | 29,515.17 | |
| 01/08/2026 | 0.00 | 0.00 | 0.00 | 0.00 | 0.00 | 0.00 | 180.00 | 180.00 | 29,695.17 | |
| 01/09/2026 | 0.00 | 0.00 | 0.00 | 0.00 | 0.00 | 0.00 | 45.00 | 45.00 | 29,740.17 | |

Cash Analysis Report

| Day | Bank Drafts | Checks | Deposits | EFTs | SVC Charges | Interest | Misc / None | Net Change | Balance |
|---|-------------|-------------|---------------------|-------------|-------------|------------------|------------------|---------------------|---|
| 01/15/2026 | 0.00 | 0.00 | 0.00 | 0.00 | 0.00 | 0.00 | 874.31 | 874.31 | 30,614.48 |
| 01/20/2026 | 0.00 | 0.00 | 0.00 | 0.00 | 0.00 | 0.00 | 10,632.00 | 10,632.00 | 41,246.48 |
| 01/21/2026 | 0.00 | 0.00 | 0.00 | 0.00 | 0.00 | 0.00 | -13,147.57 | -13,147.57 | 28,098.91 |
| 01/23/2026 | 0.00 | 0.00 | 0.00 | 0.00 | 0.00 | 0.00 | 105.00 | 105.00 | 28,203.91 |
| | 0.00 | 0.00 | 0.00 | 0.00 | 0.00 | 0.00 | -1,296.26 | -1,296.26 | 28,203.91 |
| 04-1010 Average Daily Balance: | | | | | | | | | 29,646.27 |
| | | | | | | | | | Beginning Balance: 15,323.34 |
| 04-1020 - Due From JP FUND | | | | | | | | | Beginning Balance: 2,146.02 |
| 04-1021 - DUE FROM CLERK | | | | | | | | | Beginning Balance: 0.00 |
| 04-2000 - ACCOUNTS PAYABLE | | | | | | | | | Beginning Balance: 0.00 |
| 04-2020 - Accounts Payable Pending - Pool | | | | | | | | | |
| 01/14/2026 | 0.00 | 0.00 | 0.00 | 0.00 | 0.00 | 0.00 | -13,147.57 | -13,147.57 | -13,147.57 |
| 01/21/2026 | 0.00 | 0.00 | 0.00 | 0.00 | 0.00 | 0.00 | 13,147.57 | 13,147.57 | 0.00 |
| | 0.00 | 0.00 | 0.00 | 0.00 | 0.00 | 0.00 | 0.00 | 0.00 | 0.00 |
| 04-2020 Average Daily Balance: | | | | | | | | | -2,968.81 |
| | | | | | | | | | Beginning Balance: -5,339.40 |
| 04-2029 - DUE TO GENERAL FUND | | | | | | | | | Beginning Balance: -10,496.73 |
| 04-2038 - DUE TO STATE OR OTHERS | | | | | | | | | Beginning Balance: 0.00 |
| 05-1000 - CASH | | | | | | | | | Beginning Balance: 1,572.79 |
| 05-1010 - Claim On Cash | | | | | | | | | Beginning Balance: 0.00 |
| 05-2000 - ACCOUNTS PAYABLE | | | | | | | | | Beginning Balance: 0.00 |
| 05-2020 - Accounts Payable Pending - Pool | | | | | | | | | Beginning Balance: 0.00 |
| 06-1000 - CASH | | | | | | | | | Beginning Balance: 11,669.57 |
| 06-1010 - Claim On Cash | | | | | | | | | Beginning Balance: 0.00 |
| 06-2000 - ACCOUNTS PAYABLE | | | | | | | | | Beginning Balance: 0.00 |
| 06-2020 - Accounts Payable Pending - Pool | | | | | | | | | Beginning Balance: 0.00 |
| 09-1010 - Claim On Cash | | | | | | | | | Beginning Balance: 0.00 |
| 09-2020 - Accounts Pending - Pool | | | | | | | | | Beginning Balance: 0.00 |
| 10-1010 - Claim On Cash | | | | | | | | | Beginning Balance: 0.00 |
| 10-2020 - Accounts Pending - Pool | | | | | | | | | Beginning Balance: 2,572,217.20 |
| 12-1000 - CASH | | | | | | | | | |
| 01/06/2026 | 0.00 | 0.00 | 395,519.08 | 0.00 | 0.00 | 0.00 | 0.00 | 395,519.08 | 2,967,736.28 |
| 01/16/2026 | 0.00 | 0.00 | 490,324.22 | 0.00 | 0.00 | 0.00 | 0.00 | 490,324.22 | 3,458,060.50 |
| 01/23/2026 | 0.00 | 0.00 | 1,574,211.63 | 0.00 | 0.00 | 0.00 | 0.00 | 1,574,211.63 | 5,032,272.13 |
| 01/27/2026 | 0.00 | 0.00 | 433,314.84 | 0.00 | 0.00 | 0.00 | 0.00 | 433,314.84 | 5,465,586.97 |
| 01/29/2026 | 0.00 | 0.00 | 447,274.57 | 0.00 | 0.00 | 0.00 | 0.00 | 447,274.57 | 5,912,861.54 |
| 01/30/2026 | 0.00 | 0.00 | 430,882.95 | 0.00 | 0.00 | 0.00 | 0.00 | 430,882.95 | 6,343,744.49 |
| 01/31/2026 | 0.00 | 0.00 | 0.00 | 0.00 | 0.00 | 10,507.85 | 0.00 | 10,507.85 | 6,354,252.34 |
| | 0.00 | 0.00 | 3,771,527.29 | 0.00 | 0.00 | 10,507.85 | 0.00 | 3,782,035.14 | 6,354,252.34 |
| 12-1000 Average Daily Balance: | | | | | | | | | 3,755,354.62 |
| | | | | | | | | | Beginning Balance: 0.00 |
| 12-2000 - ACCOUNTS PAYABLE | | | | | | | | | Beginning Balance: 0.00 |
| 12-2020 - Accounts Payable Pending - Pool | | | | | | | | | Beginning Balance: 0.00 |
| 14-1000 - CASH | | | | | | | | | Beginning Balance: 13,171,593.81 |
| 14-1010 - Claim On Cash | | | | | | | | | |
| 01/02/2026 | 0.00 | 0.00 | 0.00 | 0.00 | 0.00 | 0.00 | 4,244.45 | 4,244.45 | 13,175,838.26 |
| 01/06/2026 | 0.00 | 0.00 | 0.00 | 0.00 | 0.00 | 0.00 | 1,168.98 | 1,168.98 | 13,177,007.24 |
| 01/22/2026 | 0.00 | 0.00 | 0.00 | 0.00 | 0.00 | 0.00 | 281.25 | 281.25 | 13,177,288.49 |
| 01/23/2026 | 0.00 | 0.00 | 0.00 | 0.00 | 0.00 | 0.00 | 3,580.78 | 3,580.78 | 13,180,869.27 |
| 01/31/2026 | 0.00 | 0.00 | 0.00 | 0.00 | 0.00 | 0.00 | 39,037.00 | 39,037.00 | 13,219,906.27 |
| | 0.00 | 0.00 | 0.00 | 0.00 | 0.00 | 0.00 | 48,312.46 | 48,312.46 | 13,219,906.27 |
| 14-1010 Average Daily Balance: | | | | | | | | | 13,179,071.34 |
| | | | | | | | | | Beginning Balance: 0.00 |
| 14-1024 - Due From I&S | | | | | | | | | Beginning Balance: 0.00 |
| 14-2000 - ACCOUNTS PAYABLE | | | | | | | | | Beginning Balance: 0.00 |
| 14-2020 - Accounts Payable Pending - Pool | | | | | | | | | Beginning Balance: 4,274,394.45 |
| 15-1000 - CASH | | | | | | | | | |
| 01/05/2026 | -18,884.35 | -46,945.96 | 0.00 | 0.00 | 0.00 | 0.00 | 0.00 | -65,830.31 | 4,208,564.14 |
| 01/06/2026 | 0.00 | -559.02 | 0.00 | 0.00 | 0.00 | 0.00 | 0.00 | -559.02 | 4,208,005.12 |
| 01/15/2026 | -25,399.05 | 0.00 | 0.00 | 0.00 | 0.00 | 0.00 | 0.00 | -25,399.05 | 4,182,606.07 |
| 01/19/2026 | -24,826.37 | 0.00 | 0.00 | 0.00 | 0.00 | 0.00 | 0.00 | -24,826.37 | 4,157,779.70 |

Cash Analysis Report

| Day | Bank Drafts | Checks | Deposits | EFTs | SVC Charges | Interest | Misc / None | Net Change | Balance |
|---------------------------------------|--------------------|-------------------|------------------|-------------|-------------|------------------|-------------|--------------------|---------------------|
| 01/23/2026 | 0.00 | -679.87 | 8,240.00 | 0.00 | 0.00 | 0.00 | 0.00 | 7,560.13 | 4,165,339.83 |
| 01/26/2026 | -48,439.97 | 0.00 | 0.00 | 0.00 | 0.00 | 0.00 | 0.00 | -48,439.97 | 4,116,899.86 |
| 01/29/2026 | 0.00 | 0.00 | 2,981.07 | 0.00 | 0.00 | 0.00 | 0.00 | 2,981.07 | 4,119,880.93 |
| 01/31/2026 | 0.00 | 0.00 | 0.00 | 0.00 | 0.00 | 13,071.42 | 0.00 | 13,071.42 | 4,132,952.35 |
| | -117,549.74 | -48,184.85 | 11,221.07 | 0.00 | 0.00 | 13,071.42 | 0.00 | -141,442.10 | 4,132,952.35 |
| 15-1000 Average Daily Balance: | | | | | | | | | 4,185,779.50 |

| | | | | | | | | | |
|---------------------------------------|-------------|-------------|-------------|-------------|-------------|-------------|-------------------|--------------------|-------------------|
| 15-1001 - DUE FROM FUND 01 | | | | | | | | Beginning Balance: | 0.00 |
| 15-1017 - DUE FROM FUND '17 | | | | | | | | Beginning Balance: | 0.00 |
| 15-2000 - ACCOUNTS PAYABLE | | | | | | | | Beginning Balance: | 0.00 |
| 01/05/2026 | 0.00 | 0.00 | 0.00 | 0.00 | 0.00 | 0.00 | 0.00 | 0.00 | 0.00 |
| 01/06/2026 | 0.00 | 0.00 | 0.00 | 0.00 | 0.00 | 0.00 | 0.00 | 0.00 | 0.00 |
| 01/23/2026 | 0.00 | 0.00 | 0.00 | 0.00 | 0.00 | 0.00 | 0.00 | 0.00 | 0.00 |
| 01/29/2026 | 0.00 | 0.00 | 0.00 | 0.00 | 0.00 | 0.00 | -45,926.56 | -45,926.56 | -45,926.56 |
| | 0.00 | 0.00 | 0.00 | 0.00 | 0.00 | 0.00 | -45,926.56 | -45,926.56 | -45,926.56 |
| 15-2000 Average Daily Balance: | | | | | | | | | -4,444.51 |

| | | | | | | | | | |
|---|------------------|------------------|-----------------|------------------|-------------|---------------|-------------------|--------------------|-------------------|
| 16-1000 - CASH | | | | | | | | Beginning Balance: | 0.00 |
| 16-1010 - Claim On Cash | | | | | | | | Beginning Balance: | 3,713.67 |
| 16-2000 - ACCOUNTS PAYABLE | | | | | | | | Beginning Balance: | 0.00 |
| 16-2020 - Accounts Payable Pending - Pool | | | | | | | | Beginning Balance: | 407,277.49 |
| 17-1000 - CASH | | | | | | | | Beginning Balance: | 405,904.45 |
| 01/06/2026 | 0.00 | -1,373.04 | 0.00 | 0.00 | 0.00 | 0.00 | 0.00 | -1,373.04 | 402,012.42 |
| 01/08/2026 | 0.00 | -1,250.00 | 0.00 | -2,642.03 | 0.00 | 0.00 | 0.00 | -3,892.03 | 400,963.65 |
| 01/09/2026 | -1,048.77 | 0.00 | 0.00 | 0.00 | 0.00 | 0.00 | 0.00 | -1,048.77 | 398,321.62 |
| 01/22/2026 | 0.00 | 0.00 | 0.00 | -2,642.03 | 0.00 | 0.00 | 0.00 | -2,642.03 | 394,696.85 |
| 01/23/2026 | -1,070.55 | -1,040.28 | 0.00 | -1,513.94 | 0.00 | 0.00 | 0.00 | -3,624.77 | 322,090.10 |
| 01/29/2026 | 0.00 | 0.00 | 0.00 | 0.00 | 0.00 | 0.00 | -72,606.75 | -72,606.75 | 331,007.10 |
| 01/30/2026 | 0.00 | 0.00 | 8,917.00 | 0.00 | 0.00 | 0.00 | 0.00 | 8,917.00 | 331,108.86 |
| 01/31/2026 | 0.00 | 0.00 | 0.00 | 0.00 | 0.00 | 101.76 | 0.00 | 101.76 | 331,108.86 |
| | -2,119.32 | -3,663.32 | 8,917.00 | -6,798.00 | 0.00 | 101.76 | -72,606.75 | -76,168.63 | 331,108.86 |
| 17-1000 Average Daily Balance: | | | | | | | | | 393,982.10 |

| | | | | | | | | | |
|---------------------------------------|-------------|-------------|-------------|-------------|-------------|-------------|--------------|--------------------|----------------|
| 17-1001 - Due From General Fund | | | | | | | | Beginning Balance: | 0.00 |
| 17-1100 - DUE FROM TJJD | | | | | | | | Beginning Balance: | 0.00 |
| 17-2000 - ACCOUNTS PAYABLE | | | | | | | | Beginning Balance: | -141.12 |
| 01/06/2026 | 0.00 | 0.00 | 0.00 | 0.00 | 0.00 | 0.00 | 0.00 | 0.00 | -141.12 |
| 01/08/2026 | 0.00 | 0.00 | 0.00 | 0.00 | 0.00 | 0.00 | -2,330.22 | -2,330.22 | -2,471.34 |
| 01/09/2026 | 0.00 | 0.00 | 0.00 | 0.00 | 0.00 | 0.00 | 1,048.77 | 1,048.77 | -1,422.57 |
| 01/22/2026 | 0.00 | 0.00 | 0.00 | 0.00 | 0.00 | 0.00 | -2,347.66 | -2,347.66 | -3,770.23 |
| 01/23/2026 | 0.00 | 0.00 | 0.00 | 0.00 | 0.00 | 0.00 | 3,624.77 | 3,624.77 | -145.46 |
| | 0.00 | 0.00 | 0.00 | 0.00 | 0.00 | 0.00 | -4.34 | -4.34 | -145.46 |
| 17-2000 Average Daily Balance: | | | | | | | | | -872.00 |

| | | | | | | | | | |
|---------------------------------------|-------------|-------------|-------------|-------------|-------------|-------------|-------------|--------------------|-------------|
| 17-2100 - FICA TAXES PAYABLE | | | | | | | | Beginning Balance: | 0.00 |
| 01/08/2026 | 0.00 | 0.00 | 0.00 | 0.00 | 0.00 | 0.00 | 0.00 | 0.00 | 0.00 |
| 01/22/2026 | 0.00 | 0.00 | 0.00 | 0.00 | 0.00 | 0.00 | 0.00 | 0.00 | 0.00 |
| | 0.00 | 0.00 | 0.00 | 0.00 | 0.00 | 0.00 | 0.00 | 0.00 | 0.00 |
| 17-2100 Average Daily Balance: | | | | | | | | | 0.00 |

| | | | | | | | | | |
|---------------------------------------|-------------|-------------|-------------|-------------|-------------|-------------|-------------|--------------------|--------------|
| 17-2105 - WITHHOLDING PAYABLE | | | | | | | | Beginning Balance: | 0.00 |
| 01/08/2026 | 0.00 | 0.00 | 0.00 | 0.00 | 0.00 | 0.00 | -10.89 | -10.89 | -10.89 |
| 01/22/2026 | 0.00 | 0.00 | 0.00 | 0.00 | 0.00 | 0.00 | 10.89 | 10.89 | 0.00 |
| | 0.00 | 0.00 | 0.00 | 0.00 | 0.00 | 0.00 | 0.00 | 0.00 | 0.00 |
| 17-2105 Average Daily Balance: | | | | | | | | | -4.92 |

| | | | | | | | | | |
|------------------------------|------|------|------|------|------|------|------|--------------------|------|
| 17-2110 - RETIREMENT PAYABLE | | | | | | | | Beginning Balance: | 0.00 |
| 01/08/2026 | 0.00 | 0.00 | 0.00 | 0.00 | 0.00 | 0.00 | 0.00 | 0.00 | 0.00 |

Cash Analysis Report

| Day | Bank Drafts | Checks | Deposits | EFTs | SVC Charges | Interest | Misc / None | Net Change | Balance | |
|---|-------------|-------------|-------------|-------------|-------------|-------------|-----------------|-----------------|--------------------|----------|
| 01/22/2026 | 0.00 | 0.00 | 0.00 | 0.00 | 0.00 | 0.00 | 0.00 | 0.00 | 0.00 | |
| | 0.00 | 0.00 | 0.00 | 0.00 | 0.00 | 0.00 | 0.00 | 0.00 | 0.00 | |
| 17-2110 Average Daily Balance: | | | | | | | | | 0.00 | |
| | | | | | | | | | Beginning Balance: | 0.00 |
| 17-2120 - DEPENDENT HEALTH | | | | | | | | | | |
| 01/08/2026 | 0.00 | 0.00 | 0.00 | 0.00 | 0.00 | 0.00 | 0.00 | 0.00 | 0.00 | |
| 01/22/2026 | 0.00 | 0.00 | 0.00 | 0.00 | 0.00 | 0.00 | 0.00 | 0.00 | 0.00 | |
| | 0.00 | 0.00 | 0.00 | 0.00 | 0.00 | 0.00 | 0.00 | 0.00 | 0.00 | |
| 17-2120 Average Daily Balance: | | | | | | | | | 0.00 | |
| | | | | | | | | | Beginning Balance: | 0.00 |
| 17-2125 - DEFERRED COMPENSATION | | | | | | | | | | |
| 17-2130 - CREDIT UNION | | | | | | | | | | |
| 17-2135 - LEGALSHIELD | | | | | | | | | | |
| 17-2140 - CHILD SUPPORT | | | | | | | | | | |
| 17-2145 - Vision | | | | | | | | | | |
| 01/08/2026 | 0.00 | 0.00 | 0.00 | 0.00 | 0.00 | 0.00 | 0.00 | 0.00 | 0.00 | |
| 01/22/2026 | 0.00 | 0.00 | 0.00 | 0.00 | 0.00 | 0.00 | 0.00 | 0.00 | 0.00 | |
| | 0.00 | 0.00 | 0.00 | 0.00 | 0.00 | 0.00 | 0.00 | 0.00 | 0.00 | |
| 17-2145 Average Daily Balance: | | | | | | | | | 0.00 | |
| | | | | | | | | | Beginning Balance: | 0.00 |
| 17-2150 - Cigna Life Insurance | | | | | | | | | | |
| 17-2155 - Washington Nat'l | | | | | | | | | | |
| 01/08/2026 | 0.00 | 0.00 | 0.00 | 0.00 | 0.00 | 0.00 | 2.17 | 2.17 | 2.17 | |
| 01/22/2026 | 0.00 | 0.00 | 0.00 | 0.00 | 0.00 | 0.00 | -2.17 | -2.17 | 0.00 | |
| | 0.00 | 0.00 | 0.00 | 0.00 | 0.00 | 0.00 | 0.00 | 0.00 | 0.00 | |
| 17-2155 Average Daily Balance: | | | | | | | | | 0.98 | |
| | | | | | | | | | Beginning Balance: | 0.00 |
| 17-2160 - AFLAC | | | | | | | | | | |
| 01/08/2026 | 0.00 | 0.00 | 0.00 | 0.00 | 0.00 | 0.00 | 0.00 | 0.00 | 0.00 | |
| 01/22/2026 | 0.00 | 0.00 | 0.00 | 0.00 | 0.00 | 0.00 | 0.00 | 0.00 | 0.00 | |
| | 0.00 | 0.00 | 0.00 | 0.00 | 0.00 | 0.00 | 0.00 | 0.00 | 0.00 | |
| 17-2160 Average Daily Balance: | | | | | | | | | 0.00 | |
| | | | | | | | | | Beginning Balance: | 0.00 |
| 17-2200 - PY Wages Payable | | | | | | | | | | |
| 01/08/2026 | 0.00 | 0.00 | 0.00 | 0.00 | 0.00 | 0.00 | 0.00 | 0.00 | 0.00 | |
| 01/22/2026 | 0.00 | 0.00 | 0.00 | 0.00 | 0.00 | 0.00 | 0.00 | 0.00 | 0.00 | |
| | 0.00 | 0.00 | 0.00 | 0.00 | 0.00 | 0.00 | 0.00 | 0.00 | 0.00 | |
| 17-2200 Average Daily Balance: | | | | | | | | | 0.00 | |
| | | | | | | | | | Beginning Balance: | 141.12 |
| 17-9999 - PY Correction Payable | | | | | | | | | | |
| 01/08/2026 | 0.00 | 0.00 | 0.00 | 0.00 | 0.00 | 0.00 | 20.78 | 20.78 | 161.90 | |
| 01/22/2026 | 0.00 | 0.00 | 0.00 | 0.00 | 0.00 | 0.00 | 20.78 | 20.78 | 182.68 | |
| | 0.00 | 0.00 | 0.00 | 0.00 | 0.00 | 0.00 | 41.56 | 41.56 | 182.68 | |
| 17-9999 Average Daily Balance: | | | | | | | | | 163.91 | |
| | | | | | | | | | Beginning Balance: | 0.00 |
| 18-1000 - CASH | | | | | | | | | | |
| 18-1010 - Claim On Cash | | | | | | | | | | |
| 01/05/2026 | 0.00 | 0.00 | 0.00 | 0.00 | 0.00 | 0.00 | -2,571.00 | -2,571.00 | 240,624.46 | |
| 01/15/2026 | 0.00 | 0.00 | 0.00 | 0.00 | 0.00 | 0.00 | 10,240.00 | 10,240.00 | 250,864.46 | |
| | 0.00 | 0.00 | 0.00 | 0.00 | 0.00 | 0.00 | 7,669.00 | 7,669.00 | 250,864.46 | |
| 18-1010 Average Daily Balance: | | | | | | | | | 246,571.69 | |
| | | | | | | | | | Beginning Balance: | 8,320.00 |
| 18-1021 - DUE FROM CLERK | | | | | | | | | | |
| 18-2000 - ACCOUNTS PAYABLE | | | | | | | | | | |
| 18-2020 - Accounts Payable Pending - Pool | | | | | | | | | | |
| 01/05/2026 | 0.00 | 0.00 | 0.00 | 0.00 | 0.00 | 0.00 | 0.00 | 0.00 | 0.00 | |
| | 0.00 | 0.00 | 0.00 | 0.00 | 0.00 | 0.00 | 0.00 | 0.00 | 0.00 | |
| 18-2020 Average Daily Balance: | | | | | | | | | 0.00 | |
| | | | | | | | | | Beginning Balance: | 0.00 |
| 19-1010 - Claim On Cash | | | | | | | | | | |
| 19-2000 - ACCOUNTS PAYABLE | | | | | | | | | | |
| | | | | | | | | | Beginning Balance: | 0.00 |

Cash Analysis Report

Date Range: 01/01/2026 - 01/31/2026

| Day | Bank Drafts | Checks | Deposits | EFTs | SVC Charges | Interest | Misc / None | Net Change | Balance |
|---|-------------|-------------|-------------|-------------|-------------|-------------|------------------|--------------------|------------------|
| 19-2020 - Accounts Payable Pending - Pool | | | | | | | | Beginning Balance: | 0.00 |
| 20-1000 - CASH | | | | | | | | Beginning Balance: | 0.00 |
| 20-1010 - Claim On Cash | | | | | | | | Beginning Balance: | 79,801.00 |
| 20-2000 - ACCOUNTS PAYABLE | | | | | | | | Beginning Balance: | 0.00 |
| 20-2020 - Accounts Payable Pending - Pool | | | | | | | | Beginning Balance: | 0.00 |
| 22-1000 - CASH | | | | | | | | Beginning Balance: | 0.00 |
| 22-1010 - Claim On Cash | | | | | | | | Beginning Balance: | 59,688.74 |
| 01/15/2026 | 0.00 | 0.00 | 0.00 | 0.00 | 0.00 | 0.00 | 90.00 | 90.00 | 59,778.74 |
| | 0.00 | 0.00 | 0.00 | 0.00 | 0.00 | 0.00 | 90.00 | 90.00 | 59,778.74 |
| 22-1010 Average Daily Balance: | | | | | | | | | 59,738.09 |
| 22-1021 - DUE FROM CLERK | | | | | | | | Beginning Balance: | 390.20 |
| 22-2000 - ACCOUNTS PAYABLE | | | | | | | | Beginning Balance: | 0.00 |
| 22-2020 - Accounts Payable Pending - Pool | | | | | | | | Beginning Balance: | 0.00 |
| 23-1010 - Claim On Cash | | | | | | | | Beginning Balance: | 0.00 |
| 23-2000 - ACCOUNTS PAYABLE | | | | | | | | Beginning Balance: | 0.00 |
| 23-2020 - Accounts Payable Pending - Pool | | | | | | | | Beginning Balance: | 0.00 |
| 24-1000 - CASH | | | | | | | | Beginning Balance: | 0.00 |
| 24-1010 - Claim On Cash | | | | | | | | Beginning Balance: | 1,752.87 |
| 24-2000 - ACCOUNTS PAYABLE | | | | | | | | Beginning Balance: | 0.00 |
| 24-2020 - Accounts Payable Pending - Pool | | | | | | | | Beginning Balance: | 0.00 |
| 25-1000 - CASH | | | | | | | | Beginning Balance: | 0.00 |
| 25-1010 - Claim On Cash | | | | | | | | Beginning Balance: | 28,095.69 |
| 01/15/2026 | 0.00 | 0.00 | 0.00 | 0.00 | 0.00 | 0.00 | 95.60 | 95.60 | 28,191.29 |
| 01/20/2026 | 0.00 | 0.00 | 0.00 | 0.00 | 0.00 | 0.00 | 384.74 | 384.74 | 28,576.03 |
| | 0.00 | 0.00 | 0.00 | 0.00 | 0.00 | 0.00 | 480.34 | 480.34 | 28,576.03 |
| 25-1010 Average Daily Balance: | | | | | | | | | 28,297.05 |
| 25-1020 - Due From JP FUND | | | | | | | | Beginning Balance: | 234.95 |
| 25-1021 - DUE FROM CLERK | | | | | | | | Beginning Balance: | 165.95 |
| 25-2000 - ACCOUNTS PAYABLE | | | | | | | | Beginning Balance: | 0.00 |
| 25-2020 - Accounts Payable Pending - Pool | | | | | | | | Beginning Balance: | 0.00 |
| 26-1000 - CASH | | | | | | | | Beginning Balance: | 0.00 |
| 26-1010 - Claim On Cash | | | | | | | | Beginning Balance: | 70,588.58 |
| 01/06/2026 | 0.00 | 0.00 | 0.00 | 0.00 | 0.00 | 0.00 | 3,540.25 | 3,540.25 | 74,128.83 |
| 01/07/2026 | 0.00 | 0.00 | 0.00 | 0.00 | 0.00 | 0.00 | 1,532.00 | 1,532.00 | 75,660.83 |
| 01/12/2026 | 0.00 | 0.00 | 0.00 | 0.00 | 0.00 | 0.00 | 200.00 | 200.00 | 75,860.83 |
| 01/14/2026 | 0.00 | 0.00 | 0.00 | 0.00 | 0.00 | 0.00 | 677.30 | 677.30 | 76,538.13 |
| 01/15/2026 | 0.00 | 0.00 | 0.00 | 0.00 | 0.00 | 0.00 | 4,842.60 | 4,842.60 | 81,380.73 |
| 01/16/2026 | 0.00 | 0.00 | 0.00 | 0.00 | 0.00 | 0.00 | 200.00 | 200.00 | 81,580.73 |
| 01/20/2026 | 0.00 | 0.00 | 0.00 | 0.00 | 0.00 | 0.00 | -29,338.08 | -29,338.08 | 52,242.65 |
| 01/21/2026 | 0.00 | 0.00 | 0.00 | 0.00 | 0.00 | 0.00 | -2,266.31 | -2,266.31 | 49,976.34 |
| 01/22/2026 | 0.00 | 0.00 | 0.00 | 0.00 | 0.00 | 0.00 | 727.00 | 727.00 | 50,703.34 |
| 01/23/2026 | 0.00 | 0.00 | 0.00 | 0.00 | 0.00 | 0.00 | 576.00 | 576.00 | 51,279.34 |
| 01/27/2026 | 0.00 | 0.00 | 0.00 | 0.00 | 0.00 | 0.00 | 698.00 | 698.00 | 51,977.34 |
| 01/29/2026 | 0.00 | 0.00 | 0.00 | 0.00 | 0.00 | 0.00 | 9,995.98 | 9,995.98 | 61,973.32 |
| 01/30/2026 | 0.00 | 0.00 | 0.00 | 0.00 | 0.00 | 0.00 | 250.00 | 250.00 | 62,223.32 |
| | 0.00 | 0.00 | 0.00 | 0.00 | 0.00 | 0.00 | -8,365.26 | -8,365.26 | 62,223.32 |
| 26-1010 Average Daily Balance: | | | | | | | | | 67,411.41 |
| 26-2000 - ACCOUNTS PAYABLE | | | | | | | | Beginning Balance: | 0.00 |
| 26-2020 - Accounts Payable Pending - Pool | | | | | | | | Beginning Balance: | 0.00 |
| 01/14/2026 | 0.00 | 0.00 | 0.00 | 0.00 | 0.00 | 0.00 | -2,266.31 | -2,266.31 | -2,266.31 |
| 01/21/2026 | 0.00 | 0.00 | 0.00 | 0.00 | 0.00 | 0.00 | 2,266.31 | 2,266.31 | 0.00 |
| | 0.00 | 0.00 | 0.00 | 0.00 | 0.00 | 0.00 | 0.00 | 0.00 | 0.00 |
| 26-2020 Average Daily Balance: | | | | | | | | | -511.75 |
| 26-2026 - DUE TO JP TERTIARY FUND | | | | | | | | Beginning Balance: | -104.66 |
| 26-2029 - DUE TO GENERA FUND | | | | | | | | Beginning Balance: | -10,112.49 |
| 26-2030 - DUE TO CHS SECURITY FUND | | | | | | | | Beginning Balance: | -234.95 |
| 26-2031 - DUE TO JP TECHNOLOGY FUND | | | | | | | | Beginning Balance: | -194.73 |

Cash Analysis Report

| Day | Bank Drafts | Checks | Deposits | EFTs | SVC Charges | Interest | Misc / None | Net Change | Balance | |
|---|-------------|-------------|-------------|-------------|-------------|-------------|-------------------|-------------------|--------------------|-------------------|
| 26-2032 - DUE TO PRETRIAL INTERVENTION | | | | | | | | | Beginning Balance: | -65.68 |
| 26-2035 - DUE TO STATE FEE FUND | | | | | | | | | Beginning Balance: | -15,323.34 |
| 27-1000 - CASH | | | | | | | | | Beginning Balance: | 0.00 |
| 27-1010 - Claim On Cash | | | | | | | | | Beginning Balance: | 43,453.67 |
| 01/20/2026 | 0.00 | 0.00 | 0.00 | 0.00 | 0.00 | 0.00 | 317.57 | 317.57 | 43,771.24 | |
| | 0.00 | 0.00 | 0.00 | 0.00 | 0.00 | 0.00 | 317.57 | 317.57 | 43,771.24 | |
| 27-1010 Average Daily Balance: | | | | | | | | | | 43,576.60 |
| 27-1020 - DUE FROM JP FUND | | | | | | | | | Beginning Balance: | 194.73 |
| 27-2000 - ACCOUNTS PAYABLE | | | | | | | | | Beginning Balance: | 0.00 |
| 27-2020 - Accounts Payable Pending - Pool | | | | | | | | | Beginning Balance: | 0.00 |
| 28-1000 - CASH | | | | | | | | | Beginning Balance: | 0.00 |
| 28-1010 - Claim On Cash | | | | | | | | | Beginning Balance: | 2,385.01 |
| 01/20/2026 | 0.00 | 0.00 | 0.00 | 0.00 | 0.00 | 0.00 | 100.00 | 100.00 | 2,485.01 | |
| 01/21/2026 | 0.00 | 0.00 | 0.00 | 0.00 | 0.00 | 0.00 | -73.00 | -73.00 | 2,412.01 | |
| | 0.00 | 0.00 | 0.00 | 0.00 | 0.00 | 0.00 | 27.00 | 27.00 | 2,412.01 | |
| 28-1010 Average Daily Balance: | | | | | | | | | | 2,397.82 |
| 28-1020 - DUE FROM JP FUND | | | | | | | | | Beginning Balance: | 104.66 |
| 28-2000 - ACCOUNTS PAYABLE | | | | | | | | | Beginning Balance: | 0.00 |
| 28-2020 - Accounts Payable Pending - Pool | | | | | | | | | Beginning Balance: | 0.00 |
| 01/14/2026 | 0.00 | 0.00 | 0.00 | 0.00 | 0.00 | 0.00 | -73.00 | -73.00 | -73.00 | |
| 01/21/2026 | 0.00 | 0.00 | 0.00 | 0.00 | 0.00 | 0.00 | 73.00 | 73.00 | 0.00 | |
| | 0.00 | 0.00 | 0.00 | 0.00 | 0.00 | 0.00 | 0.00 | 0.00 | 0.00 | |
| 28-2020 Average Daily Balance: | | | | | | | | | | -16.48 |
| 28-2029 - DUE TO GENERAL FUND | | | | | | | | | Beginning Balance: | -2,881.31 |
| 28-2037 - DUE TO STATE | | | | | | | | | Beginning Balance: | -284.70 |
| 29-1010 - Claim On Cash | | | | | | | | | Beginning Balance: | 62,008.14 |
| 31-1010 - Claim On Cash | | | | | | | | | Beginning Balance: | 10,045.94 |
| 01/15/2026 | 0.00 | 0.00 | 0.00 | 0.00 | 0.00 | 0.00 | 82.00 | 82.00 | 10,127.94 | |
| | 0.00 | 0.00 | 0.00 | 0.00 | 0.00 | 0.00 | 82.00 | 82.00 | 10,127.94 | |
| 31-1010 Average Daily Balance: | | | | | | | | | | 10,090.91 |
| 31-1020 - Due From JP Fund | | | | | | | | | Beginning Balance: | 65.68 |
| 32-1010 - Claim On Cash | | | | | | | | | Beginning Balance: | 434,072.00 |
| 01/15/2026 | 0.00 | 0.00 | 0.00 | 0.00 | 0.00 | 0.00 | 10,262.00 | 10,262.00 | 444,334.00 | |
| | 0.00 | 0.00 | 0.00 | 0.00 | 0.00 | 0.00 | 10,262.00 | 10,262.00 | 444,334.00 | |
| 32-1010 Average Daily Balance: | | | | | | | | | | 439,699.55 |
| 32-1021 - DUE FROM CLERK | | | | | | | | | Beginning Balance: | 8,344.00 |
| 42-1000 - CASH | | | | | | | | | Beginning Balance: | 0.00 |
| 42-1010 - Claim On Cash | | | | | | | | | Beginning Balance: | 59,636.41 |
| 01/08/2026 | 0.00 | 0.00 | 0.00 | 0.00 | 0.00 | 0.00 | -2,382.99 | -2,382.99 | 57,253.42 | |
| 01/22/2026 | 0.00 | 0.00 | 0.00 | 0.00 | 0.00 | 0.00 | -2,115.39 | -2,115.39 | 55,138.03 | |
| 01/23/2026 | 0.00 | 0.00 | 0.00 | 0.00 | 0.00 | 0.00 | -267.60 | -267.60 | 54,870.43 | |
| 01/31/2026 | 0.00 | 0.00 | 0.00 | 0.00 | 0.00 | 0.00 | 297.53 | 297.53 | 55,167.96 | |
| | 0.00 | 0.00 | 0.00 | 0.00 | 0.00 | 0.00 | -4,468.45 | -4,468.45 | 55,167.96 | |
| 42-1010 Average Daily Balance: | | | | | | | | | | 57,041.04 |
| 42-2020 - Accounts Pending - Pool | | | | | | | | | Beginning Balance: | 0.00 |
| 43-1010 - Claim On Cash | | | | | | | | | Beginning Balance: | -4,132.46 |
| 01/22/2026 | 0.00 | 0.00 | 0.00 | 0.00 | 0.00 | 0.00 | 250,000.00 | 250,000.00 | 245,867.54 | |
| 01/31/2026 | 0.00 | 0.00 | 0.00 | 0.00 | 0.00 | 0.00 | 373.83 | 373.83 | 246,241.37 | |
| | 0.00 | 0.00 | 0.00 | 0.00 | 0.00 | 0.00 | 250,373.83 | 250,373.83 | 246,241.37 | |
| 43-1010 Average Daily Balance: | | | | | | | | | | 76,524.76 |
| 43-2020 - Accounts Pending - Pool | | | | | | | | | Beginning Balance: | 0.00 |

Fund Summary

| Fund | Beginning Balance | Net Change | Ending Balance |
|----------------------|----------------------|----------------------|----------------------|
| 01 | 55,462,255.18 | 14,541,152.24 | 70,003,407.42 |
| 02 | 0.00 | 0.00 | 0.00 |
| 04 | 31,133.40 | -1,296.26 | 29,837.14 |
| 05 | 1,572.79 | 0.00 | 1,572.79 |
| 06 | 11,669.57 | 0.00 | 11,669.57 |
| 09 | 0.00 | 0.00 | 0.00 |
| 10 | 0.00 | 0.00 | 0.00 |
| 12 | 2,572,217.20 | 3,782,035.14 | 6,354,252.34 |
| 14 | 13,171,593.81 | 48,312.46 | 13,219,906.27 |
| 15 | 4,274,394.45 | -187,368.66 | 4,087,025.79 |
| 16 | 3,713.67 | 0.00 | 3,713.67 |
| 17 | 407,277.49 | -76,131.41 | 331,146.08 |
| 18 | 251,515.46 | 7,669.00 | 259,184.46 |
| 19 | 0.00 | 0.00 | 0.00 |
| 20 | 79,801.00 | 0.00 | 79,801.00 |
| 22 | 60,078.94 | 90.00 | 60,168.94 |
| 23 | 0.00 | 0.00 | 0.00 |
| 24 | 1,752.87 | 0.00 | 1,752.87 |
| 25 | 28,496.59 | 480.34 | 28,976.93 |
| 26 | 44,552.73 | -8,365.26 | 36,187.47 |
| 27 | 43,648.40 | 317.57 | 43,965.97 |
| 28 | -676.34 | 27.00 | -649.34 |
| 29 | 62,008.14 | 0.00 | 62,008.14 |
| 31 | 10,111.62 | 82.00 | 10,193.62 |
| 32 | 442,416.00 | 10,262.00 | 452,678.00 |
| 42 | 59,636.41 | -4,468.45 | 55,167.96 |
| 43 | -4,132.46 | 250,373.83 | 246,241.37 |
| Report Total: | 77,015,036.92 | 18,363,171.54 | 95,378,208.46 |




STATE OF TEXAS

COUNTY OF UPTON


BEFORE ME, the undersigned authority, on this day personally appeared the undersigned who, did each, upon his respective oath, state that the requirements of Section 114.026 of the Local government code of the State of Texas have been met for the regular term of the commissioners' Court of Upton County, Texas, for the fiscal year **2026** by the adoption of an Order of the Commissioners' Court on the **06TH day of APRIL , 2026** accepting and approving as correct the Monthly Report of the County Treasurer of Upton County, Texas, for the month of **JANUARY 2026**, which Order complies with all respects of Section 114.026 and which Order appears in the Minutes of the Commissioners' Court.



Dusty Kilgore, County Judge



Gary "Pete" Jackson, Comm. Precinct 1



Cody Owens, Comm. Precinct 2



Mike Smart, Comm. Precinct 3



Cody Zamora, Comm. Precinct 4

Witness my hand and the seal of the Commissioners' Court of
Upton County, Texas this 6TH day of APRIL, 2026



LaWanda McMurray, County Clerk